




## SPECIFICATIONS



Model P932A



Model 934A



Model 11517A




Model 11521A

	Model:	P932A	934A	11517A	11521A
Input Frequency Range (GHz):		12.4-18	2-12.4	12.4-40	8.2-12.4
Maximum Input Power:		100 mW	100 mW	1 mW	10 mW
Typical Sensitivity (dBm):		-10	-48 at 3.5 GHz -25 at 10 GHz	†	-80
Minimum Video Output*:		0.4 mV peak-peak	1.4 mV peak-peak		
Output Impedance:		1000 Ω shunted by 35 pF	1000 Ω shunted by 35 pF	50 Ω	50 Ω
Connectors:		0.702 x 0.391 (WR62)	"N" (f) BNC (f)	WG input, BNC (f)	WR90 W.G. BNC (f)
Dimensions (in/mm):			5¼x3½x1¼ (133x89x32)	1¾x2¼x1¾ (50x46x22)	1¾x2¼x1¾ (41x72x35)
Weight	Net Shipping	1/0,5 2/1	1/0,5 2/1	⅝/0.25	3½/100 gr.

\*With 0 dBm signal input.

† 12.4-18 GHz: -80 dBm; 18-26.5 GHz: -75 dBm; 26.5-40 GHz: -65 dBm.

### ADAPTERS FOR 11517A MIXER



	Model:	11518A	11519A	11520A
Frequency Range (GHz):		12.4-18	18-26.5	26.5-40
Fits Waveguide Size, Nom. O.D. (in): (EIA)		0.702 x 0.391 (WR62)	0.500 x 0.250 (WR42)	0.360 x 0.220 (WR28)
Length (in/mm):		4/102	3/76	2½/52
Weight (lbs/kg):		⅝/0,13	⅝/0,06	⅝/0,06