

## Agilent N4000A, N4001A, N4002A SNS Series Noise Sources 10 MHz to 26.5 GHz

### Product Overview

### Advances in Noise Figure Accuracy

#### **N4000A**

Used for low noise figure devices  
or devices sensitive to mismatch  
in the 10 MHz to 18 GHz range

#### **N4001A**

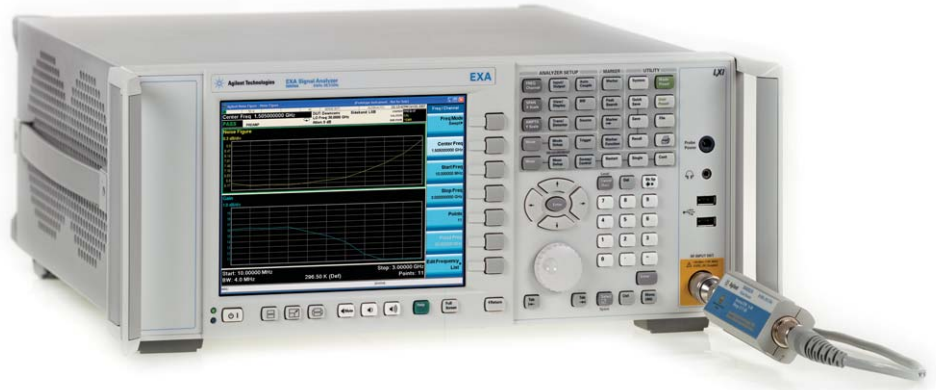
Used for general purpose measurements  
in the 10 MHz to 18 GHz range

#### **N4002A**

Used for measurements in the  
10 MHz to 26.5 GHz range



## Noise sources designed to meet specific needs



The Agilent SNS Series of noise sources work in conjunction with

- NFA Series noise figure analyzers
- X-Series signal analyzers
- ESA E-Series spectrum analyzers

To simplify measurement set-up and improve accuracy these noise sources automatically download electronically stored calibration data to the compatible Agilent noise figure measuring analyzers. The noise sources also have the capability to automatically measure their own temperature so that compensation can be applied to the calibration data. These capabilities increase the overall reliability and accuracy of noise figure measurements.

### SNS Series key features and benefits

- Automatic download of ENR data to the analyzer speeds overall setup time
- Electronic storage of Excess Noise Ratio (ENR) calibration data decreases the opportunity for user error.
- Temperature sensing improves measurement accuracy, leading to tighter specification of device performance.

The N4000A and N4001A, which cover the 10 MHz to 18 GHz frequency range, come with an APC 3.5 (m) connector as standard, and offer the option of a Type-N (m) connector.

The N4002A, which covers the frequency range 10 MHz to 26.5 GHz, has an APC 3.5 (m) connector as standard.

Automatically downloaded ENR data table in the NFA Series of noise figure analyzers and ESA E-Series spectrum analyzers with noise figure capability



**N4000A for low noise figure or mismatch sensitive devices up to 18 GHz**

The N4000A is designed to accurately measure devices with low noise figure, or devices whose gain is especially sensitive to small changes in impedance. This includes most GaAs FET's. The N4000A maintains the same impedance whether turned on or off. By maintaining the same impedance at the input to the device under test (DUT) gain changes are reduced. These gain changes can often masquerade as DUT noise and cause noise figure measurement errors.

The ENR of this noise source is nominally 6 dB from 10 MHz to 18 GHz. DUTs with noise figures up to 20 dB can be accurately and reliably measured with this device. The N4000A noise source has a choice of connectors, with an APC 3.5 (m) as standard.

**N4001A for general purpose measurements from 10 MHz to 18 GHz**

The N4001A noise source is ideal for general purpose use with a low reflection coefficient and a nominal ENR of 15 dB from 10 MHz to 18 GHz. DUT's with noise figures up to 30 dB can be measured accurately and reliably with this device. The N4001A has a selection of connectors, with an APC 3.5 (m) as standard.

**N4002A for measurements up to 26.5 GHz**

The N4002A noise source was designed to measure DUT noise figures reliably and accurately up to 30 dB from 10 MHz up to 26.5 GHz accurately and reliably. This noise source comes with an APC 3.5 connector as standard.

## Accurate noise power

The output of a noise source, usually given in terms of Excess Noise Ratio (ENR), must be known in order to make accurate noise figure measurements. Any uncertainty in the ENR transfers into uncertainty of the measured noise figure, dB for dB. Agilent provides accurate ENR calibration data with each noise source. ENR uncertainty and reflection coefficients at each frequency point are provided as well.

The following is an example of calibration data for an N4001A noise source:

```
# ENR Data File
# Created by N8975A NFA Series Noise Figure Analyzer
# Serial Number GB40390000 Firmware Revision A.01.01
# 13:37:07 Mar 28, 2001
# Format is: Frequency (Hz), ENR (dB), ENR Unc (dB), # On Refl.Mag (lin), On Refl.Phase (deg),
# Off Refl.Mag (lin), Off Refl.Phase (deg) , # On Refl.Mag Unc (lin), On Refl.Phase Unc (deg),
# Off Refl.Mag Unc (lin), Off Refl.Phase Unc (deg)
[Filetype ENR]
[Version 1.1]
[Serialnumber US41240152]
[Model N4001A]
[Option 001]
[Caldate 20000727]
[Caldue date 20010727]
[Placeofcal EPSGQ]
[Trackingnum 10]
[Temperature 296.5K]
[Humidity 65%]
[Current 36272]
10000000, 15.281, 0.193, 0.0450, -136.0, 0.0450, -136.0, 0.0030, -6.0, 0.0070, +6.0,
100000000, 15.291, 0.190, 0.0358, +168.0, 0.0358, +168.0, 0.0040, +4.6, 0.0050, -4.6,
1000000000, 15.118, 0.151, 0.0398, +39.6, 0.0398, +39.6, 0.0100, +4.5, 0.0067, +1.5,
2000000000, 14.999, 0.168, 0.0377, 0.168, 0.0377, -85.7, 0.0056, +0.9, 0.0086, +1.9,
3000000000, 14.879, 0.172, 0.0267, +150.6, 0.0267, +150.6, 0.0080, -9.2, 0.0090, -1.2,
4000000000, 14.795, 0.173, 0.0130, -18.1, 0.0130, -18.1, 0.0013, +16.0, 0.0063, +10.0,
5000000000, 14.818, 0.179, 0.0359, +169.5, 0.0359, +169.5, 0.0024, -9.3, 0.0035, -0.3,
6000000000, 14.846, 0.181, 0.0556, +63.7, 0.0556, +63.7, 0.0041, +10.3, 0.0067, -4.3,
7000000000, 14.895, 0.180, 0.0430, -37.0, 0.0430, -27.0, 0.0079, -2.3, 0.0049, -2.3,
8000000000, 15.016, 0.198, 0.0232, -160.3, 0.0232, -160.3, 0.0091, -3.8, 0.0053, -1.8,
9000000000, 15.134, 0.201, 0.0122, +71.4, 0.0122, +71.4, 0.0037, +17.3, 0.0057, +7.3,
10000000000, 15.253, 0.194, 0.0080, +116.2, 0.0080, +116.2, 0.0048, -1.4, 0.0056, -5.4,
11000000000, 15.249, 0.243, 0.0241, +65.7, 0.0241, +65.7, 0.0059, +1.5, 0.0049, +44.5,
12000000000, 15.349, 0.240, 0.0196, +8.8, 0.0196, +8.8, 0.0057, +3.2, 0.0077, +2.2,
13000000000, 15.383, 0.188, 0.0217, -5.4, 0.0217, -5.4, 0.0062, -6.9, 0.0045, -1.9,
14000000000, 15.355, 0.178, 0.0228, -66.6, 0.0228, -66.6, 0.0075, +11.2, 0.0065, +1.2,
15000000000, 15.367, 0.187, 0.0141, +141.6, 0.0141, +141.6, 0.0036, -3.2, 0.0029, -1.2,
16000000000, 15.421, 0.182, 0.0251, +6.4, 0.0251, +6.4, 0.0030, +7.2, 0.0042, -1.2,
17000000000, 15.418, 0.174, 0.0242, -100.5, 0.0242, -100.5, 0.0048, -2.7, 0.0050, +9.7,
18000000000, 15.464, 0.179, 0.0183, +124.4, 0.0183, +124.4, 0.0098, -1.1, 0.0100, +9.1,
```

## The importance of noise source reflection coefficient



Two aspects of noise source reflection coefficient are important to note:

- A non-zero reflection coefficient contributes to re-reflections between the DUT and the source. The reflections cause uncertainty in the noise power emerging from the source. The measured noise figure, furthermore, refers to the actual noise source impedance rather than the desired  $50 \Omega$  value. The low reflection coefficient of Agilent SNS Series noise sources can keep this uncertainty under 0.1 dB.
- The change in reflection coefficient between On and Off can cause DUT Gain variations which, in turn, can cause noise figure measurement errors. This problem is effectively eliminated by the N4000A, whose complex reflection coefficient change is specified to be less than 0.01.

## Choosing between the N4000A and the N4001A



The key difference between the N4000A and the N4001A noise sources is the nominal 6 dB ENR of the N4000A whereas the N4001A has a nominal 15 dB ENR.

Consider the 6 dB ENR noise source when

- The DUT is especially sensitive to source impedance changes at its input
- There is a need to measure very low noise figures
- The noise figure does not exceed 20 dB

The N40001A is well suited to general-purpose measurements up to 18 GHz, whereas the N4000A is better suited to making measurements on lower noise devices or devices which are sensitive to changes in input impedance. The N4000A contains additional internal attenuation, which provides greater isolation at its output. It is less affected by the ON/OFF condition that is the output impedance of the N4001A. There is a benefit of using a N4000A rather than a N40001A with an added attenuator. The extra attenuation in the N4000A is included in its calibration and is fully traceable.

## SNS Series noise source specifications

### Specifications

The specifications are performance standards or limits against which the noise source may be tested. These specifications for the noise source are ONLY valid if the analyzer has been allowed to meet its specified warm up time of 60 minutes. Specifications are valid at ambient temperature 23°Celsius only (296 K).

Instrument model	Frequency range	ENR range
N4000A	10 MHz to 18 GHz	4.5 - 6.5 dB
N4001A	10 MHz to 18 GHz	14 - 16 dB
N4002A	10 MHz to 12 GHz	12 - 16 dB
	12 MHz to 26.5 GHz	14 - 17 dB

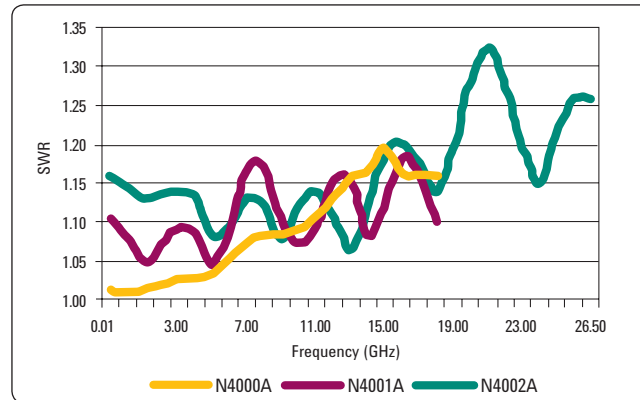


Figure 1. Characteristic SWR at 23 °C

Instrument model	Frequency range (GHz)	Max standing wave ratio (SWR)	Reflection coefficient (Rho) (p)
N4000A	0.01 - 1.5	< 1.04:1	0.03
	1.5 - 3.0	< 1.04:1	0.03
	3.0 - 7.0	< 1.13:1	0.06
	7.0 - 18.0	< 1.22:1	0.10
N4001A	0.01 - 1.5	< 1.15:1	0.07
	1.5 - 3.0	< 1.15:1	0.07
	3.0 - 7.0	< 1.20:1	0.09
	7.0 - 18.0	< 1.25:1	0.11
N4002A	0.01 - 1.5	< 1.22:1	0.10
	1.5 - 3.0	< 1.22:1	0.10
	3.0 - 7.0	< 1.22:1	0.10
	7.0 - 18.0	< 1.25:1	0.11
	18.0 - 26.5	< 1.35:1	0.15

Maximum change in complex reflection coefficient between noise source ON and OFF states: 0.01

## Supplemental characteristics

### Temperature sensing accuracy

Supplemental characteristics are not specifications but are typical characteristics included as additional information for the user.

ENR variation with temperature: < 0.01 dB/°C for 30 MHz to 26.5 GHz

Range: 0 to 55 °C  
 Resolution: 0.25 °C  
 Accuracy: ±1° at 25 °C  
 ±2° over 0 °C to 55 °C

## Characteristic ENR (U(Y)) specification

ENR values are given at cardinal frequency points over the frequency range of each noise source. These values are stored within the noise sources internal EEPROM and documented in the calibration report.

The uncertainty analysis for the calibration of the noise sources is in accordance with the ISO/TAG4 guide. The uncertainty data reported on the calibration report is the expanded uncertainty (U(Y)) with 95% confidence level and a coverage factor of 2. This uncertainty analysis is valid for APC 3.5mm and Type-N (option 001) connector types.

Instrument model	Frequency range	ENR uncertainty ( $\pm$ dB) <sup>1</sup>
N4000A	0.01 - 1.5	0.16
	1.5 - 3.0	0.15
	3.0 - 7.0	0.15
	7.0 - 18.0	0.16
N4001A	0.01 - 1.5	0.14
	1.5 - 3.0	0.13
	3.0 - 7.0	0.13
	7.0 - 18.0	0.16
N4002A	0.01 - 1.5	0.15
	1.5 - 3.0	0.13
	3.0 - 7.0	0.13
	7.0 - 18.0	0.15
	18.0 - 26.5	0.22

1. Characteristic values are met or bettered by 90% of instruments with 90% confidence.

A significant proportion of the expanded uncertainty (U(Y)) is based on the uncertainties provided by the National Standards Institutes. Agilent therefore reserve the right to change the overall expanded uncertainties based on changes in uncertainty values within the National Standards Institutes.

Uncertainties are valid at ambient temperature 23 °C  $\pm$ 1 °C (296K) only. A typical characteristic plot of ENR (U(Y)) versus each cardinal frequency point is shown in Figure 2.

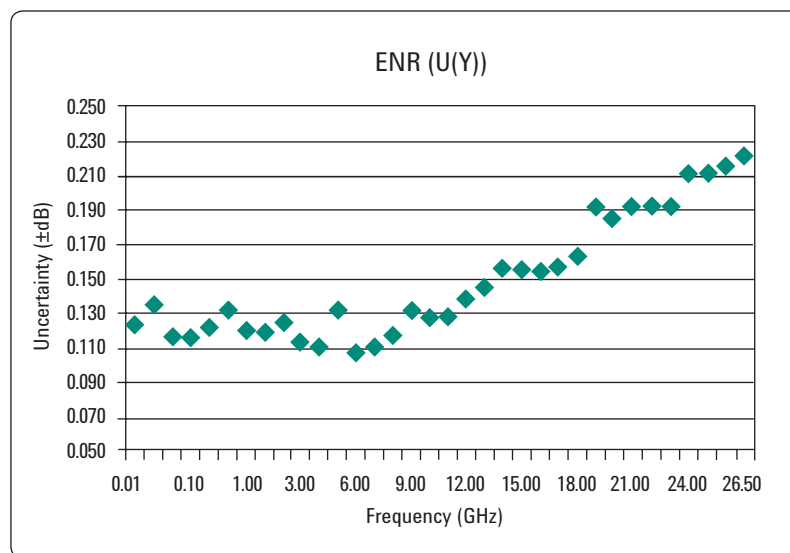


Figure 2. Characteristic ENR plot versus cardinal frequency points.



## Connector care for the APC-3.5 (m) connector

The APC-3.5 (m) connector is designed for instrumentation applications requiring long life, low reflection coefficient, and good mating capabilities with SMA connectors.

The APC-3.5 (m) can achieve a life expectancy of over 1000 connections if precautions as listed below are taken:

1. Use a torque wrench set to the recommended torque.
2. Tighten the nut only, to prevent the connectors rotating with respect to each other. Friction causes rapid wear of the conducting surfaces.
3. Clean connectors after every 10 connections.
4. Mate with APC-3.5 connectors in good condition.

Casual use of the connector can reduce the life expectancy of APC-3.5 (m) connectors to fewer than 200 connections. Below is a list of several actions that may also reduce the life expectancy of the APC-3.5 (m).

1. Estimating the torque with an ordinary wrench.
2. Twisting the noise source body (accidentally or otherwise) during final tightening or when loosening.
3. Frequent mating with worn-out SMA connectors. This can be a problem with frequently used accessories.

The APC-3.5 (m) connector used on the SNS Series of noise sources has an extra-large nut to make it easier to tighten without applying torque to the noise source body. A 20 mm torque wrench is also available from Agilent for this application. Please contact your local Agilent representative for ordering information.



**Agilent 20 mm torque wrench 8710-1764**

## Ordering information

### Products

N4000A SNS Series noise source, 10 MHz to 18 GHz, nominal ENR 6 dB  
N4001A SNS Series noise source, 10 MHz to 18 GHz, nominal ENR 15 dB  
N4002A SNS Series noise source, 10 MHz to 26.5 GHz, nominal ENR 15 dB

All of these noise sources are provided with an APC 3.5 (m) connector as standard

### Options

N400xA-002 5-foot (1.5 m) SNS noise source cable included as default option.

The following option is available with the N4000A and the N4001A:

#### Connector

N400xA-001 Type-N (m) connector  
N400xA-100 APC 3.5 (m) connector

### Service options

#### Warranty and service

For 3 years, order 36 months of R-51B. Standard warranty is 12 months.

R-51B Return to Agilent warranty and service plan

#### Calibration<sup>1</sup>

For 3 years, order 36 months of the appropriate calibration plan shown below.

R-50C-001 Standard calibration plan  
R-50C-002 Standard compliant calibration plan

### Recommended accessories

The SNS Smart Noise Source Series requires a compatible cable and adaptor to enable their use. The 11730A is selected as a default option for every SNS; however, customers may choose to unselect this option or order the 11730B or 11730C separately.

11730A: 5-foot (1.5 m) power sensor and SNS noise source cable (included as a default option with every SNS)

11730B: 10-foot (3.0m) power sensor and SNS noise source cable

11730C: 20-foot (6.1m) power sensor and SNS noise source cable

A good quality adaptor must be used to connect the SNS Series noise source to the input of the NFA Series noise figure analyzer. Agilent provides a suitable connector upon purchasing an NFA. These adaptors are also available separately.

83059B precision 35 mm coaxial adaptor

Agilent recommends a torque wrench for use with the large sized (20 mm) APC 3.5 (m) connector nut found on the Agilent SNS Series noise sources. Agilent also recommends a torque wrench for use with the 5/16" connector on the female to female adaptor.

8710-1764: 20 mm torque wrench

8710-1765: 5/16" torque wrench

## Noise Figure Literature from Agilent

Agilent instruments are backed up with a full spectrum of literature and support offerings. A detailed listing follows.

*Noise Figure Selection Guide*,  
Literature number 5989-8056EN

*NFA Series - Noise Figure Analyzers - Brochure*,  
Literature number 5980-0166E

*NFA Series - Noise Figure Analyzers - Configuration guide*,  
Literature number 5980-0163E

*NFA Series - Noise Figure Analyzers - NFA Series - Data Sheet*  
Literature number 5980-0164E

*NFA Series - Noise Figure Analyzer - Programming Examples*,  
Literature number 5968-9498E

*N9069A - X Series Noise Figure Measurement Application -  
Technical Overview*, Literature number 5989-6536EN

*ESA - E Series Spectrum Analyzer Noise Figure Measurements  
Personality*, Literature number 5989-0215EN

*Fundamentals of RF and Microwave Noise Figure Measurements,  
Application Note 57-1*, Literature number 5952-8255E

*Noise Figure Measurement Accuracy - The Y-Factor Method,  
Application Note 57-2*, Literature number 5952-3706E

*Optimizing RF and Microwave Spectrum Analyzer Dynamic Range,  
Application Note 1315*, Literature number 5968-4545E

*10 Hints for Making Successful Noise Figure Measurements,  
Application Note 57-3*, Literature number 5980-0288E

### Key web resources

For the latest information on Agilent noise figure solutions,  
visit our web page at:

**[www.agilent.com/find/nf](http://www.agilent.com/find/nf)**

For the latest news on the component test industry,  
visit our web page at:

**[www.agilent.com/find/component\\_test](http://www.agilent.com/find/component_test)**



### Agilent Email Updates

[www.agilent.com/find/emailupdates](http://www.agilent.com/find/emailupdates)  
Get the latest information on the products and applications you select.



### Agilent Direct

[www.agilent.com/find/agilentdirect](http://www.agilent.com/find/agilentdirect)  
Quickly choose and use your test equipment solutions with confidence.



[www.agilent.com/find/open](http://www.agilent.com/find/open)  
Agilent Open simplifies the process of connecting and programming test systems to help engineers design, validate and manufacture electronic products. Agilent offers open connectivity for a broad range of system-ready instruments, open industry software, PC-standard I/O and global support, which are combined to more easily integrate test system development.

### Remove all doubt

Our repair and calibration services will get your equipment back to you, performing like new, when promised. You will get full value out of your Agilent equipment throughout its lifetime. Your equipment will be serviced by Agilent-trained technicians using the latest factory calibration procedures, automated repair diagnostics and genuine parts. You will always have the utmost confidence in your measurements.

Agilent offers a wide range of additional expert test and measurement services for your equipment, including initial start-up assistance, onsite education and training, as well as design, system integration, and project management.

For more information on repair and calibration services, go to:

[www.agilent.com/find/removealldoubt](http://www.agilent.com/find/removealldoubt)

### www.agilent.com

For more information on Agilent Technologies' products, applications or services, please contact your local Agilent office. The complete list is available at:

[www.agilent.com/find/contactus](http://www.agilent.com/find/contactus)

#### Americas

Canada	(877) 894-4414
Latin America	305 269 7500
United States	(800) 829-4444

#### Asia Pacific

Australia	1 800 629 485
China	800 810 0189
Hong Kong	800 938 693
India	1 800 112 929
Japan	0120 (421) 345
Korea	080 769 0800
Malaysia	1 800 888 848
Singapore	1 800 375 8100
Taiwan	0800 047 866
Thailand	1 800 226 008

#### Europe & Middle East

Austria	01 36027 71571
Belgium	32 (0) 2 404 93 40
Denmark	45 70 13 15 15
Finland	358 (0) 10 855 2100
France	0825 010 700*
	*0.125 €/minute
Germany	07031 464 6333**
	**0.14 €/minute
Ireland	1890 924 204
Israel	972-3-9288-504/544
Italy	39 02 92 60 8484
Netherlands	31 (0) 20 547 2111
Spain	34 (91) 631 3300
Sweden	0200-88 22 55
Switzerland	0800 80 53 53
United Kingdom	44 (0) 118 9276201

Other European Countries:

[www.agilent.com/find/contactus](http://www.agilent.com/find/contactus)

Revised: July 17, 2008

Product specifications and descriptions in this document subject to change without notice.

© Agilent Technologies, Inc. 2002-2008  
Printed in USA, July 31, 2008  
5988-0081EN



Agilent Technologies